

In this test, Your current primary DNS server is

1% Faster

than 212.27.40.241

Recommended configuration (fastest + nearest)

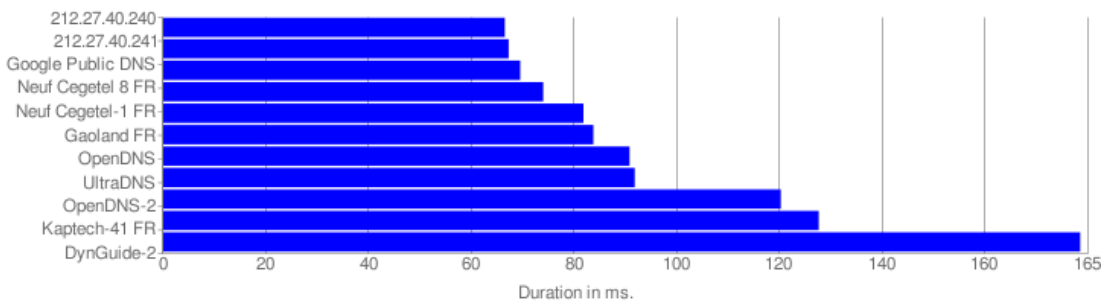
Primary Server
Secondary Server
Tertiary Server Kaptech-41 FR

Tested DNS Servers

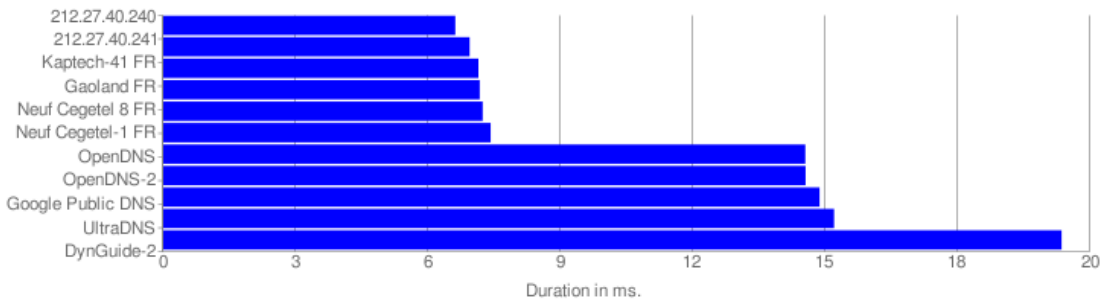
IP	Descr.	Hostname	Avg (ms)	Min	Max	Err	NoAns	Notes
212.27.40.240	212.27.40.240	dns1.proxad.net.	60.90	6.30	1321.95	0	8	• The current preferred DNS server.
212.27.40.241	212.27.40.241	dns2.proxad.net.	61.58	6.61	1392.80	1	8	• A backup DNS server for this system.
8.8.8.8	Google Public DNS	google-public-dns-a.google.com.	63.61	14.16	1521.66	0	8	
86.64.145.144	Neuf Cegetel 8 FR	ns8.rslv.n9uf.net.	67.72	6.89	760.12	0	9	
84.103.237.140	Neuf Cegetel-1 FR	ns1.rslv.n9uf.net.	74.89	7.06	1471.17	1	3	• NXDOMAIN Hijacking
86.64.145.148	Gaoland FR	148.145.64-86.rev.gaoland.net.	76.68	6.83	806.59	0	8	
208.67.220.220	OpenDNS	resolver2.opendns.com.	83.13	13.85	1963.70	3	0	• A backup DNS server for this system. • NXDOMAIN Hijacking
156.154.70.1	UltraDNS	rdns1.ultradns.net.	84.05	14.47	1546.03	0	3	• NXDOMAIN Hijacking
208.67.222.222	OpenDNS-2	resolver1.opendns.com.	110.07	13.86	1678.67	2	0	• A backup DNS server for this system. • NXDOMAIN Hijacking
80.118.196.41	Kaptech-41 FR	41-196-118-80.kaptech.net.	116.83	6.80	1204.08	0	8	• Replica of Kaptech 40 FR [80.118.196.40] • Replica of Kaptech FR [80.118.196.36]
216.146.36.36	DynGuide-2	resolver2.dyndnsinternetguide.com.	163.46	19.38	1997.56	4	3	• NXDOMAIN Hijacking

Graphs

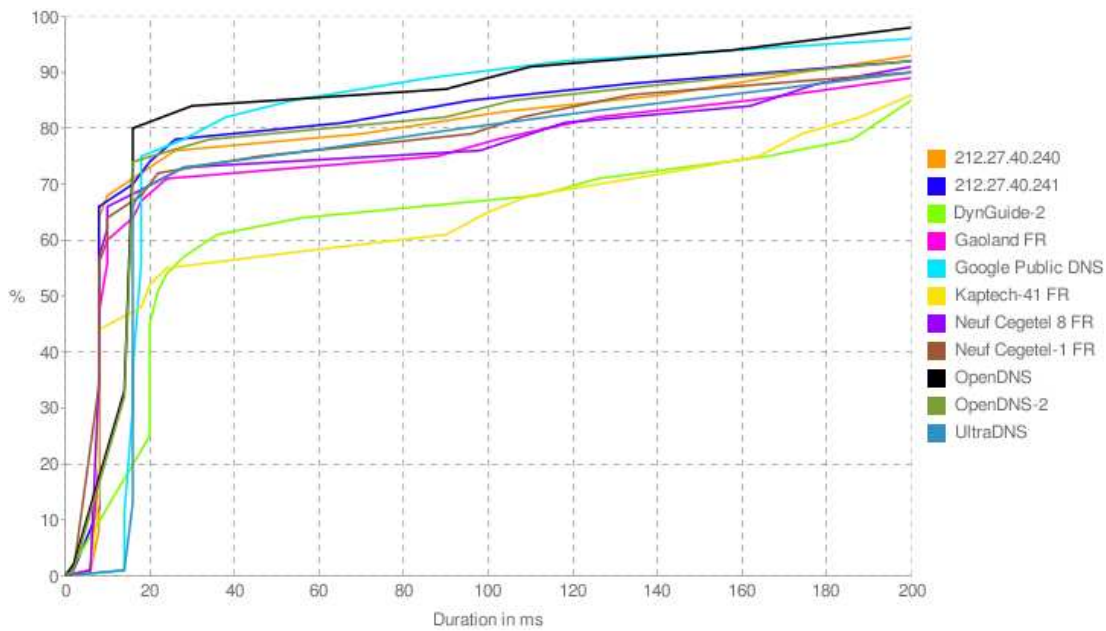
Mean Response Duration



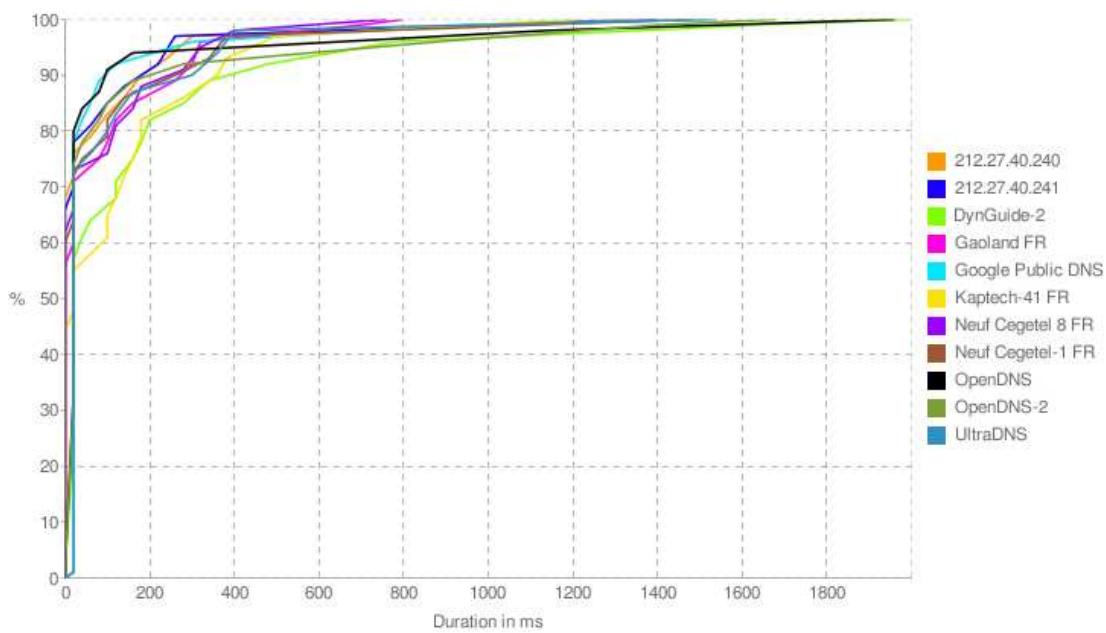
Fastest Individual Response Duration



Response Distribution Chart (First 200ms)



Response Distribution Chart (Full)



► Query Details

► Configuration

Name	Value
data_file	data/alexa-top-10000-global.txt
data_source	firefox
enable_censorship_checks	0
health_timeout	3.5
num_servers	11
run_count	1
select_mode	weighted
test_count	200
thread_count	45
timeout	2.0
version	1.1